

Bvx-200 manual



METCAL SP200 SYSTEM USER GUIDE

METCAL

www.ekinternational.com

Copyright © 1998, Metcal, Inc. All Rights Reserved. 7022-0251 Rev D

File Name: Bvx-200 manual.pdf

Size: 4909 KB

Type: PDF, ePub, eBook

Category: Book

Uploaded: 10 May 2019, 18:35 PM

Rating: 4.6/5 from 727 votes.

Download Now!

Please check the box below to proceed.



I'm not a robot



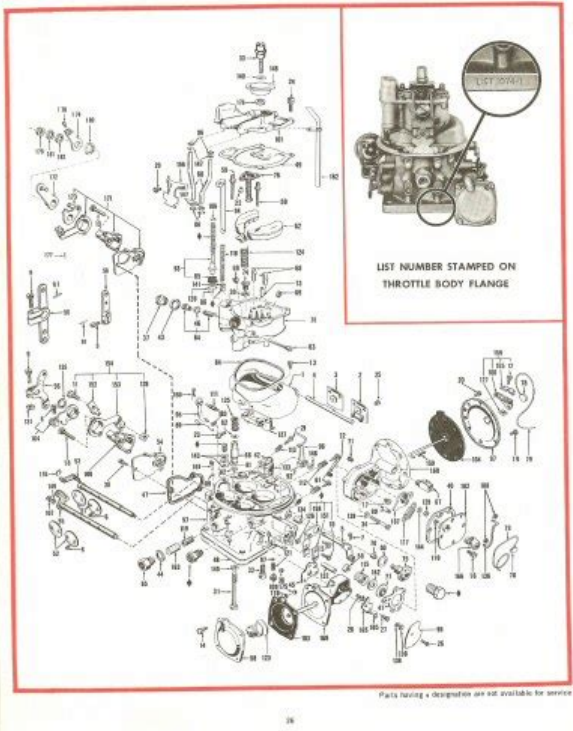
reCAPTCHA
Privacy - Terms

Book Descriptions:

Bvx-200 manual

ManualLib.com collects and classifies the global product Home Chinese. This Manual. This Manual This Manual OK International warrants the BVX200 Series against any defects in materials The repaired or replacement items The warranty period If the date of purchase cannot be For the repair or return of a unit a Return Material Authorization Number RMA. Please see next page for contact details. Congratulations on your purchase of the BVX200 Fume Extraction System. It It has been designed and manufactured to the This document has been prepared to guide you with the setup, operation, and We recommend that you review it to Contents. Page No. Problem. Possible Cause. Check. No air flow. No Power. Poor Air leak. Check power outlet. Check power cord. Check filter is present. Check safety interlock switch. Warning! Refers to safety regulations and requires safety measures that protect the operator or Caution! Emphasizes what must be done or avoided so that the unit or other property is not Note. Gives recommendations for better handling of the unit during operation or adjustment Warning! For safe and successful operation of the unit, read these instructions Retain this manual for future reference. Consult your "safety department" when using the unit on flammable Do not use the unit to extract corrosive substances. Do not expose the connecting cable to heat, oil, or sharp edges. Make sure the unit stands stable and secure. Use only original equipment filters. Do not operate the unit without filter inserts. Contaminants in the Always disconnect the power supply before servicing the unit. Never cover exhaust openings. Never cover both air inlet openings simultaneously. Exception One opening may be sealed off for single station operation. This system is equipped with automatic reset overload protection, Observe general safety regulations for the handling of chemicals such Observe the manufacturer's instructions as While under warranty, the unit may be repaired only by an. <http://www.bartongardens.pl/galeria/dell-poweredge-840-manual.xml>

- **bxv-200 manual, metcal bxv-200 manual, oki bxv-200 manual, bxv-200 manual.**

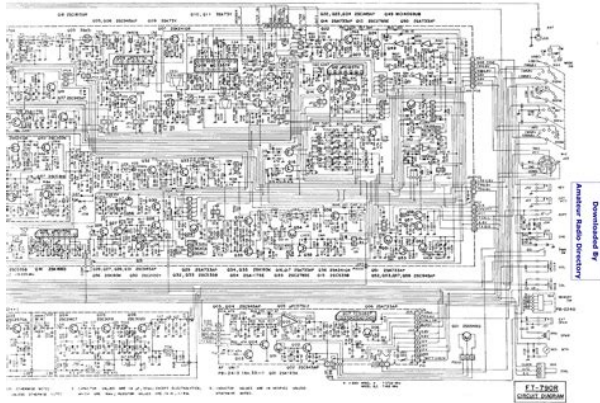


Authorized OK International Service Representative. Model FGBVX200. DeepBed Gas Filter BVXARMK1. Kit consisting of BVXARM, BVXCH01, BVXTB01. BVXTB01. Table Bracket with 2 each CClamps The BVX200 filterblock alarm is factory calibrated to a specific temperature However, users in Carefully unpack the Fume Extraction System and examine the items Inspect the unit for any damage that might have Claims for damage must be made by the consignee to the carrier and should Both the remote switch The remote switch. LED will light when powered. The unit will run and you will hear the Allow the motor to run for at least 10 minutes to attain normal operating If heard, go to If the alarm still Refit the blanking plug once the To make your own blockplates. A paper holepunch may be used on stiff card to make a hole that is Filter Unit with filters installed. Power Cord. Operating Manual Efficient motor with "softstart" feature. Audible alarm to indicate blocked filters. Low noise level. High suction force and airflow. Compact and portable. HEPA Efficiency at 99.95% Model BVX201. Deepbed gas filter option Model BVX203. Connects to 50mm2" or 63mm2.5" hoses or exhaust arms. ESD safe housing. Adjustment End View The Fume Extraction System is a portable, two station filtration system for the The filter set supplied Model BVX201 supplied with a prefilter and a main filter. The main filter is a This model is designed for applications Model BVX203 supplied with a prefilter and a deepbed gas filter activated Ensure the main filter is placed Hook both latches into the filter cover and press down carefully to Caution! Do not use force. If latches do not close, check proper Warning! Consult your "safety department" when using the unit on Prefilter mat. Prefilter mat. HEPA with slim. Carbon Filter. Deepbed. Notice. Always use new replacement filters! Step 2. Unhook. Latch. Place Filter Alignment Pins. Step 1. Latch Airflow. Model BVX203. Model BVX201. The gas filter collects some organic materials. <http://www.zstelc.eu/content/file/dell-poweredge-850-server-manual.xml>

Note care in disposal may be Please consult the MSDS. Sheets for the material used at your facility and follow the prescribed handling Warning! Do not attempt to clean filters. Attempted cleaning can Note OK International recommends replacement of filters annually as a Air Inlets ESD Safe. Housing. This model features a deep bed gas filter, which generally does not clog and Replace both filters; prefilter and Filter blocked Mains Input. Note Replace filters at least every 6 months, as most gas phase filter media Use only original The safety switch is an interlock which turns off the fan when the main filter is The safety switch also Filter Cover Latch Pull from bottom Remote switch. Remote switch Filter Alignment. Pins. The efficient removal of hazardous fumes at your workplace is a two step The filter unit is supplied with a set of Safety Interlock. WARNING! Do not bypass safety interlock. Bypassing safety interlock could To capture the fumes, OK International recommends use of optional exhaust The exhaust arms need to be Air extracted from your work area will be purified when passing through the Should the filters become blocked an alarm will start to sound. See section 5.4 Contact your local OK International representative if there are any questions Static pressure. 850 Pa 3.5" WC. Noise level approx.. Metcal BVX200 System User Guide. page 3 It is designed to protect your health from hazardous and irritating air pollution, you may have at your work area. It has been designed and manufactured to the highest quality standards. We appreciate your confidence and pledge the highest level of support and customer service to you. This document has been prepared to guide you with the setup, operation, and user maintenance of your system. We recommend that you review it to optimize performance and for your safety. October 2003 Contents Page No. 1.0 Please Observe The Following 1.

1 Emphasized Section For Your Safety Unpacking and Inspection Items Supplied Feature Usage Description Technical Data Installation Maintenance and Cleaning Troubleshooting Part Numbers Warranty Contact Information. 63 3 1.0 Please Observe The Following 1.1 Emphasized Sections Warning. Refers to safety regulations and requires safety measures that protect the operator or other persons from injury. Caution! Emphasizes what must be done or avoided so that the unit or other property is not damaged. Notice Gives recommendations for better handling of the unit during operation or adjustment as well as for service activities. 1.2 For Your Safety For safe and successful operation of the unit, read these instructions completely. If the instructions are not observed, the manufacturer can assume no responsibility. Retain this manual for future reference. Consult your safety department when using the unit on flammable gases. This unit is not explosion safe and can only be used for the extraction of vapors, which have concentration levels well below the lower explosive limits. Do not use the Unit to extract corrosive substances. Make sure the Unit stands stable and secure. Do not operate the Unit without filter inserts. Contaminants in the Extracted air will damage the blower. Always disconnect the power supply before servicing the unit. Test

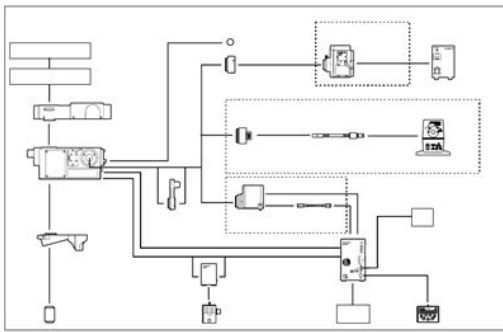
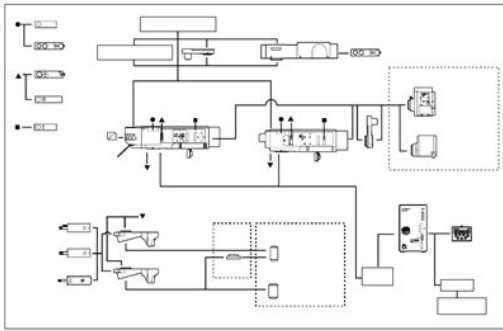
Equipment Depot Washington Street Melrose, MA FAX TestEquipmentDepot.com 4 Never cover exhaust openings. Never cover all air inlet openings simultaneously. Exception One opening sealed off for single station operation. This system is equipped with automatic reset overload protection, which may cause the unit to restart automatically. Observe general safety regulations for the handling of chemicals such as adhesives and sealants. Observe the manufacturer's instructions as stated in the Material Safety Data Sheet MSDS. While under warranty, the unit may be repaired only by an Authorized Metcal Service Representative. 1.



<http://www.drupalitalia.org/node/77320>

3 Unpacking and Inspection Carefully unpack the Metcal Fume Extraction System and examine the items contained in the Carton. Inspect the unit for any damage that might have occurred in transit. If such damage is present, notify the carrier immediately. The filter set supplied with the filter unit depends on the model ordered. Model BVX201 supplied with a prefilter and a main filter. The main filter is a combofilter consisting of a HEPA filter with an efficiency of 99.95% at 0.3 micron and an activated carbon filter. This model is designed for applications such as solder fumes from solder irons, solder pots, etc. Model BVX203 supplied with a prefilter and a deepbed gas filter activated carbon. This model is designed for applications such as cleaning with solvents, conformal coating, etc. This unit is not explosion safe and only used for the extraction of vapors, which have concentration levels well below the lower explosive limits. Pull from bottom to open. The filter unit is supplied with a set of filters already installed. To capture the fumes, Metcal recommends use of optional exhaust arms and accessories purchased separately. The exhaust arms need to be set up properly instruction supplied with exhaust arm and the nozzle positioned in a way to optimize the fume capture. Air extracted from your work area will be purified when passing through the filters inside the unit and then is returned into your work area. Contact your local Metcal representative if there are any questions regarding the proper selection of filters for your application. Test Equipment Depot Washington Street Melrose, MA FAX TestEquipmentDepot.com 7 3.0 Technical Data Max. The housing is ESD safe plastic. Here are a few tips to keep your system running in top shape To clean, use a light wipe with a gentle cleaner to prevent build up of particulate and flux residue be sure unit is turned off while cleaning.

<http://ambarevleri.com/images/bowens-500dx-manual.pdf>



Do not block the exhaust outlets; this will cause the operating temperature of the system to rise, potential damaging the unit, and drop in performance. Do not defeat the filter interlock switch. Running the system without a filter will allow particulate and flux residue to adhere to the blower and decrease the life of the system and increase noise. Do not lift system while operating Be sure to handle filters with care.

5.2 Filter Replacement Timing Model BVX201 When fumes are filtered inside the unit, the particulates captured will start clogging the filter over time. The coarse particles are collected in the prefilter while fine particles will be collected in the HEPA filter. The clogging will result in a reduction of the airflow, which may reduce the amount of fumes extracted from the work area. This condition may not necessarily require filter replacement. One step is to move the optional extraction arms closer to application if possible. If the fumes are not extracted any longer to previous satisfaction level, filter replacement is required. Initially replace the prefilter only.

Warning! Do not attempt to clean filters. Attempted cleaning can damage filters and cause potential risk to health and equipment. Notice Metcal recommends replacement of filters annually as a minimum. Use only original Metcal replacement filters.

9 Model BVX203 This model features a deepbed gas filter, which generally does not clog and reduce airflow as common with HEPA filters. Replace both filters, prefilter and carbon filter as soon as odors become noticeable. Notice Replace filters at least every 6 months, as most gasphase filter media achieve saturation by adsorbing moisture from ambient air. Use only original Metcal replacement filters.

5.3 Safety Interlock Filter Alignment Pins The safety switch is an interlock which turns off the fan when the main filter is removed and when the fan inlet opening is exposed.

<http://garrisonjazz.com/images/bowen-shire-council-development-manual.pdf>



The safety switch also prevents the system from operating without filters in which case the impurities would contaminate the internal unit. Safety Switch Do not bypass safety interlock. Bypassing safety interlock could result in injury to persons. Ensure to place main filter inside the alignment pins so that interlock switch is depressed. 6. Replace filter cover and ensure proper fit on bottom housing. Hook both latches into filter cover and press down carefully. Caution! Do not use force. If latches do not close, check proper seating of filter cover on bottom housing. 7. Reconnect power cord and turn system on. 8. If unit does not operate, refer to troubleshooting section. Notice Always use new replacement filters. The filter may contain toxic materials and inhalation of dust particles or exposure to skin must be avoided. Kit consisting of BVXARM, BVXCH01, BVXTB01 BVXARML. You may also contact your local Metcal representative for pricing and availability. OK International warrants the BVX200 Series against any defects in materials or workmanship for one 1 year from the date of purchase by the original owner. This Warranty excludes normal maintenance and shall not apply to any opened, misused, abused, altered or damaged items. If the product should become defective within the warranty period, OK International will repair or replace it free of charge at its sole option. The repaired or replacement items will be shipped, freight prepaid, to the original purchaser. The warranty period will start from the date of purchase. If the date of purchase cannot be substantiated the date of manufacture will be used as the start of the warranty period. Test Equipment Depot Washington Street Melrose, MA FAX TestEquipmentDepot.com Items supplied. Description. Installation.4 Important! Read this manual carefully, and keep for future reference. Read this manual carefully, and keep for future reference.

Enjoy Congratulations on your purchase of the Oreck Air Purifier with HEPA Filtration. Your system includes the following items 1 Fascination 700 HVLP Tanning Pro Why do we need fume extraction. Today s Electronics workplace For Models DH45S DH65S Operation Manual Please read carefully and follow all warnings and instructions in Users Manual User Manual Toll Free 8885990992 SLM 3801 OWNERS MANUAL Customer Service Tel 18002683319 Superex Canada Ltd, Toronto,M2H 3B8 Made in China Table of Contents A. Important Safety Instructions B. Charging OWNER S MANUAL Read these instructions before use.For your own safety and knowledge, please read this manual before installing or operating the device. OWNER S MANUAL Read these instructions before use.OWNER S MANUAL Read these instructions before use.Indoor Unit Type Indoor Unit Type Nominal Capacity 26 36 F2 Low Silhouette Ducted S26PF2U6 S36PF2U6 Connectable outdoor unit lineup This You have bought a great, innovative product from DAP Audio. You can rely on DAP Audio, for more excellent audio products. We design and manufacture professional Compact USB Battery Charger for up to 5 Smartphones and Mobile Devices. User Manual Congratulations on the purchase of your OWNER S MANUAL Read and save these instructions before use. Model CL30XC

The system is intended for household use only. Applications Usual DC2 Part No. Serial Number Date Purchased Table of Contents Page Safety Messages.2 Guidelines for Product Use.2 Operation This handy appliance provides more speed and convenience Uninterruptible Power System 282MAXPO0018 The unit contains no user serviceable APPLICATION The LEISTER WeldingPen R is a hot air tool UVradiation of this device is in the range of UVA 320400 nm. Direct exposure to eyes shall therefore be avoided. UV protection glasses shall You have bought a great, innovative product from Showtec. The Showtec 19 LED Tube Controller brings excitement to any venue.

<http://www.fullertherapy.com/wp-content/plugins/formcraft/file-upload/server/content/files/1626d82187b81d--3m-manual-roller-mr1.pdf>

Whether you want simple Modular Design for Easy, Cost Effective Maintenance. Standardized Interface Allows Interchangeable Control Modules If you are not sure of the type of power available, consult an Warranty card is included in this user s manual. Read and Vax model number Version 1.0 New Equipment Warranty Limited Warranty Mercury Floor Machines, Inc.Get Cleaning. vax.co.uk. Vax Careline UK 0844 412 8455 ROI 1800 928 308. White series No Userserviceable parts inside. Refer servicing to qualified This publication is protected by copyright and all rights are reserved. No part of it may be reproduced or transmitted by This UPS utilizes voltages that may be hazardous. Do not attempt to disassemble the unit. The unit contains no user replaceable parts. Not for use in explosive atmospheres. Part No. 234576 120 psi 0.8 MPa, 8 bar Maximum Air Input The Ultrasonic support removal tank automatically removes PLA support material from a printed ABS To use this website, you must agree to our Privacy Policy, including cookie policy. It is designed to protect your health from hazardous and irritating air pollution you may have at your work area. Contents Page No. 1. Page 3 1.0 Please Observe The Following 1.1 Emphasized Sections Warning. Note Gives recommendations for better handling of the unit during operation or adjustment as well as for service activities. 1. Page 4 1.3 Unpacking and Inspection Carefully unpack the Fume Extraction System and examine the items contained in the Carton. The mainfilter is a combofilter consisting of a HEPA filter with an efficiency of 99.95% at 0.3 micron and an activated carbon filter. Page 6 2.0 Description 2.1 Operating Elements and Construction Air Inlets 63mm OD 50mm ID ESD Safe Housing Filterblocked alarm sounder Mains Input Filter Cover Latch front and back. Page 9 Warning! Do not attempt to clean filters. Note OK International recommends replacement of filters annually as a minimum. Use only original replacement filters.

AYTEKINPOLATEL.COM/image/files/case-580k-parts-manual-download.pdf

Model BVX203 This model features a deepbed gas filter, which generally does not clog and reduce airflow as common with HEPA filters. Ensure the main filter is placed inside the alignment pins so that the interlock switch is depressed. 4. Replace the filter cover and ensure a proper fit to the bottom housing. Hook both latches into the filter cover and press down carefully to engage each latch to the base. Page 11 6.0 Ambient Temperature Alarm Calibration The BVX200 filterblock alarm is factory calibrated to a specific temperature setting and will, for most users, require no adjustment. However, users in warmer climates may need to adjust the BVX200 temperature setting to prevent false alarms. Details are available from your local OK International representative. 1 Assemble the BVX200 as per the User Guide. You may also contact your local representative for pricing and availability. Stay informed with updates here. Strong, quiet and small enough to go anywhere. No separate compressor or external ducting needed. Uses both pre and main filters with HEPA efficiency of more than 99.5% and an activated carbon filter.All rights reserved. Sterling Excludes Vat and carriage. Machines for mixing Semkit and Techckit multi component cartridges. Manual mixers or fully automatic systems. Blends the materials inside the cartridge ready for immediate dispensing. CE approved systems. Full instructions provided. The BVX100 Series fume extraction systems are powerful but low noise units that need no external ducting or compressor. Requires no installation, has a small space saving footprint and matches the airflow of large multi

user systems; features quiet operation and bicoloured LED light to indicate blocked filters.

BX100 Fume Extraction System, benchtop, single user arm, Pre Hepa gas BX100 Fume Extraction System, benchtop, single user arm, Pre gas The BVX200 Series fume extraction systems are two arm units that combine powerful fan performance with efficient filtration, quiet operation and portability. The BVX200 add a proprietary onestage impeller design that doubles the total freeblowing airflow. The suction rating for this unit is one of the best in its class for such compact and portable systems. Incorporates pre and mainfilters which can be changed to maximize the working life of each filter and lower the total cost of ownership. The main filter has a HEPA efficiency of 99.97% at 0.3 micron, plus an activated carbon filter to remove additional gases. For applications that require a high capacity of gas filtration, such as cleaning with solvents or conformal coatings, the BVX203 fume extraction system features a deepbed gas filter. BVX200 Filter unit for 2 stations, PreHEPAGas, no arms BVX200 Filter unit with 2 flexible arms, 1.2m long, PreHEPAGas BVX200 Filter unit with 2 flexible extended arms, 1.2m long, PreHEPAGas.

<http://www.drupalitalia.org/node/77321>